HOE
NEIGHBOURHOOD
FORUM

Social Media Surveys on five key policy areas of the proposed Neighbourhood Plan:

- Housing [PAGE 2]
- Pedestrianisation and Transport [PAGE 15]
- Heritage [PAGE 29]
- Culture, Economy and Tourism [PAGE 38]
- Green and Blue [PAGE 33]

Q1 Do you live in the Hoe Neighbourhood Area?

Answered: 75 Skipped: 1

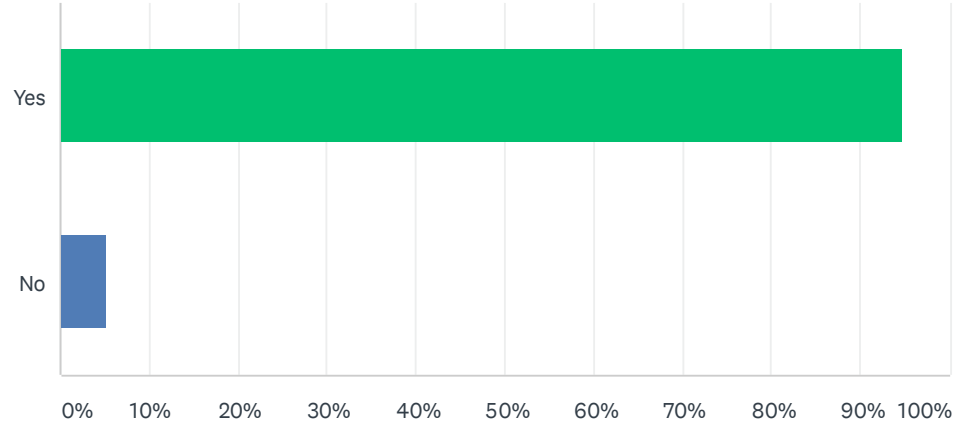

ANSWER CHOICES	RESPONSES	
Yes	94.67%	71
No	5.33%	4
Total Respondents: 75		

Q2 How affordable is housing in the Hoe Neighbourhood Area in your opinion, compared to the rest of the city?

Answered: 76 Skipped: 0

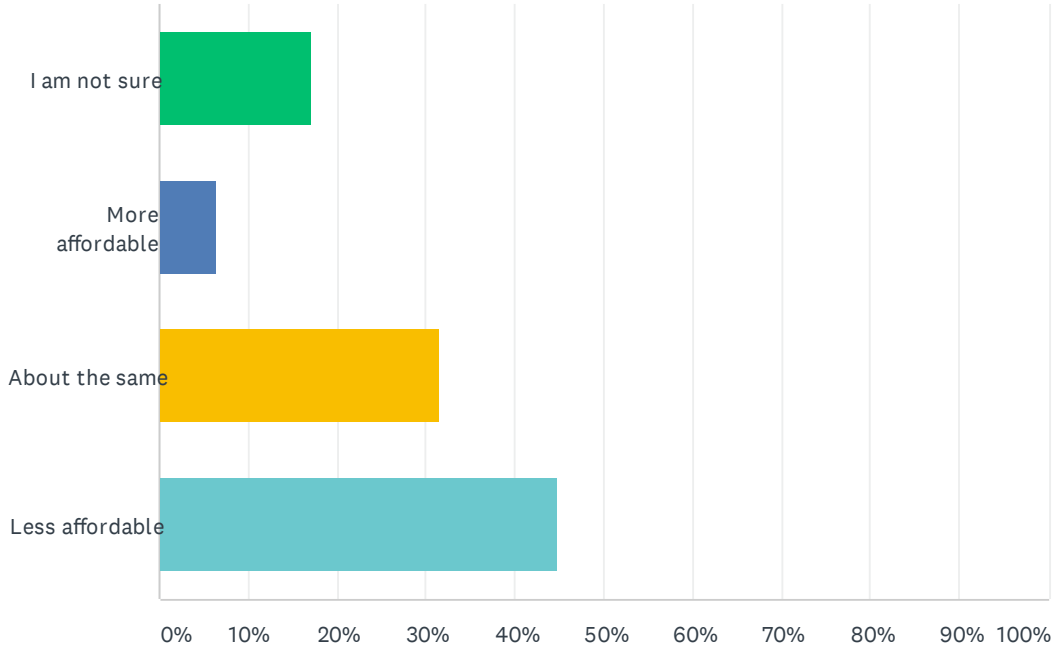

ANSWER CHOICES	RESPONSES	
I am not sure	17.11%	13
More affordable	6.58%	5
About the same	31.58%	24
Less affordable	44.74%	34
TOTAL		76

Q3 Do you feel that the Hoe Neighbourhood Area provides adequate housing for families in Plymouth?

Answered: 76 Skipped: 0

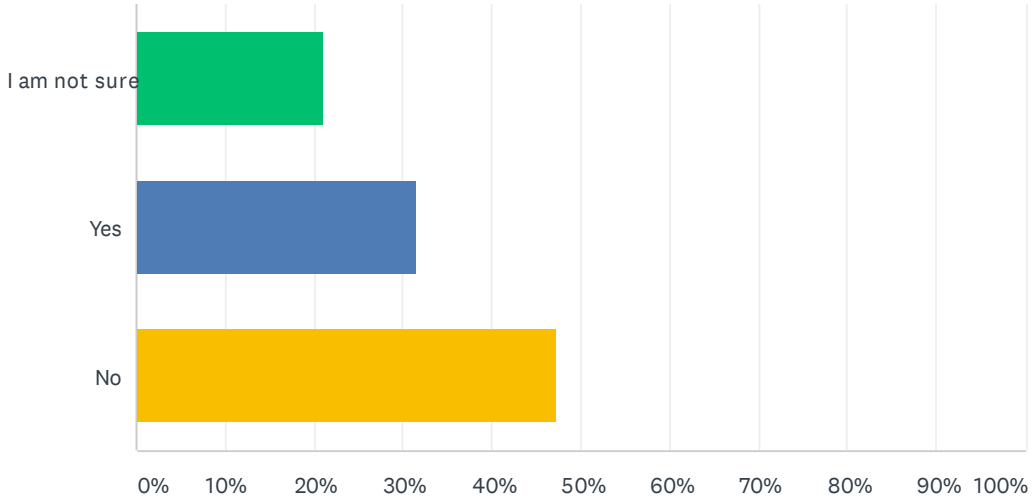

ANSWER CHOICES	RESPONSES	
I am not sure	21.05%	16
Yes	31.58%	24
No	47.37%	36
Total Respondents: 76		

Q4 Do you feel that housing in the Hoe Neighbourhood Area meets your needs?

Answered: 71 Skipped: 5

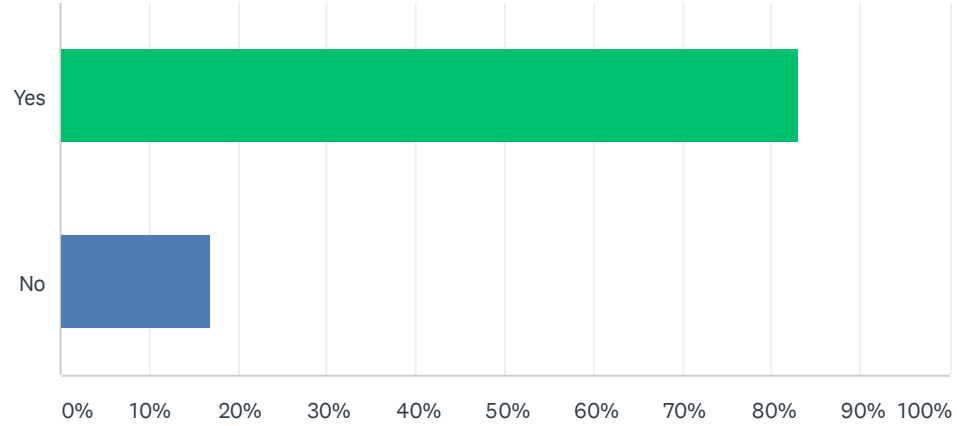

ANSWER CHOICES	RESPONSES	
Yes	83.10%	59
No	16.90%	12
TOTAL		71

Q5 How *accessible are the residences in the Hoe Neighbourhood Area? *Housing accessibility can include: ease of access for disabled people, particularly wheelchair users, and the ability for houses to be adapted to meet a range of needs and lifestyles

Answered: 65 Skipped: 11

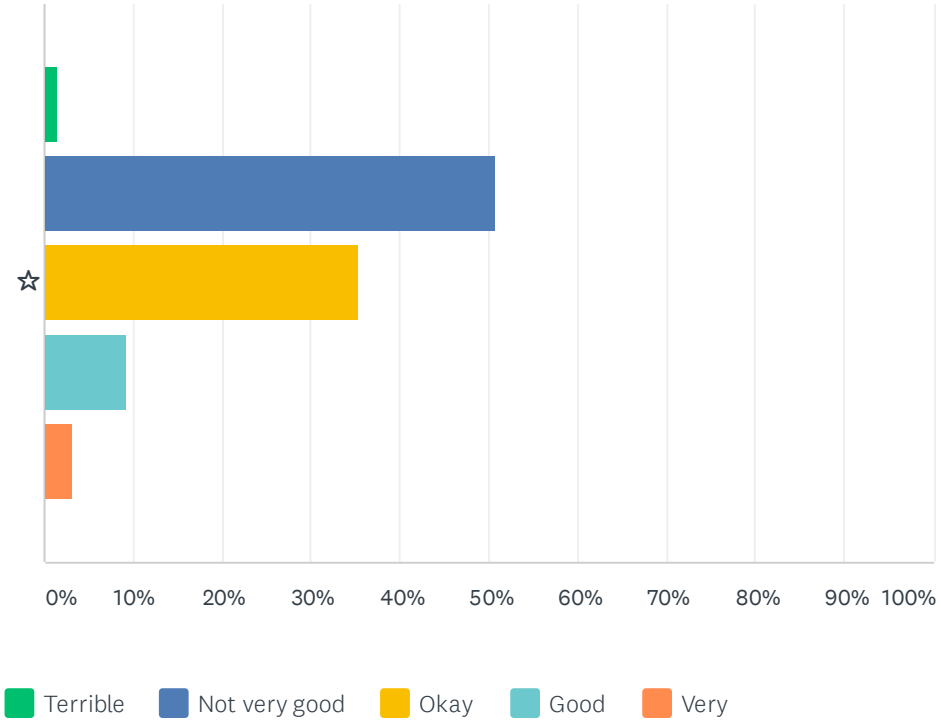

	TERRIBLE	NOT VERY GOOD	OKAY	GOOD	VERY	TOTAL	WEIGHTED AVERAGE
☆	1.54% 1	50.77% 33	35.38% 23	9.23% 6	3.08% 2	65	2.62

Q6 Would you support the increased availability of social/communal shared spaces in the Hoe Neighbourhood Area, particularly those in residential developments.

Answered: 70 Skipped: 6

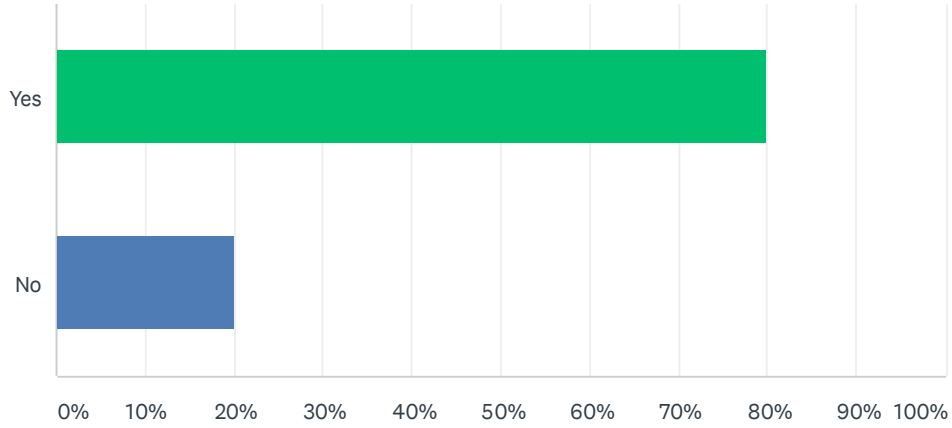

ANSWER CHOICES	RESPONSES	
Yes	80.00%	56
No	20.00%	14
TOTAL		70

Q7 How strongly do you feel that the community should be involved in planning and development decision making in the Hoe Neighbourhood Area?

Answered: 70 Skipped: 6

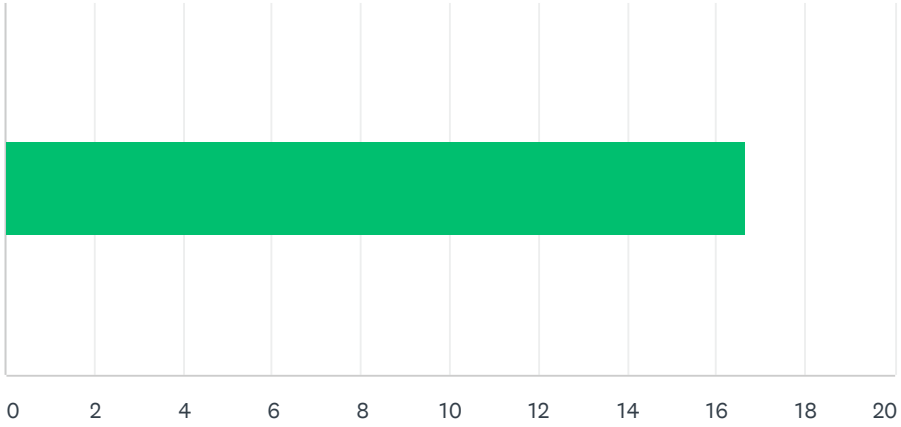

ANSWER CHOICES	AVERAGE NUMBER	TOTAL NUMBER	RESPONSES
	17	1,167	70
Total Respondents: 70			

Q8 Are you aware of how you can have your say on residential and commercial development in the area and have your voice heard?

Answered: 70 Skipped: 6

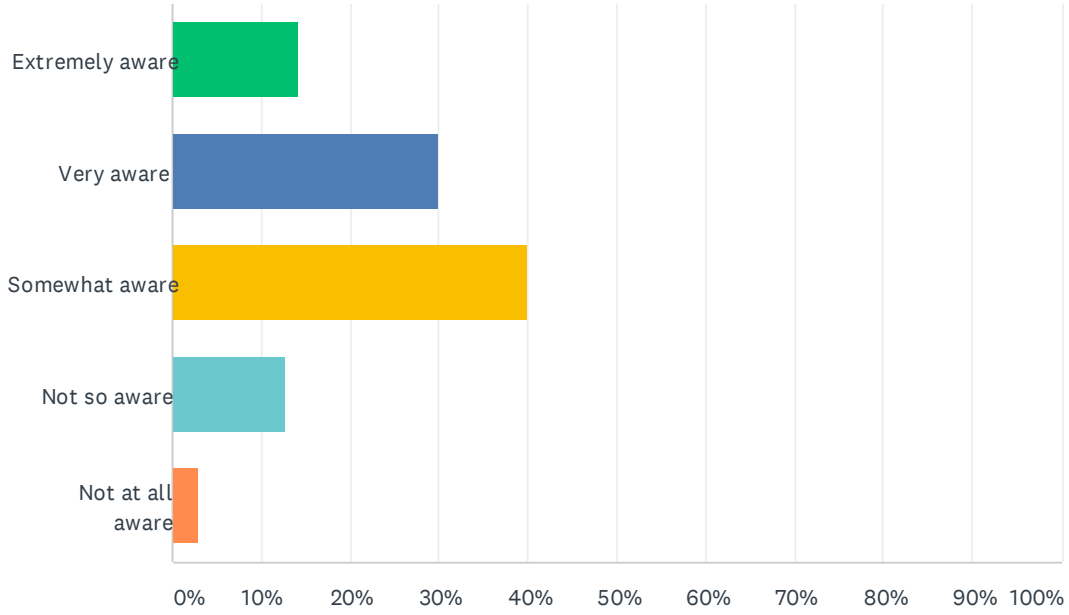

ANSWER CHOICES	RESPONSES	
Extremely aware	14.29%	10
Very aware	30.00%	21
Somewhat aware	40.00%	28
Not so aware	12.86%	9
Not at all aware	2.86%	2
TOTAL		70

Q9 Would you like to be involved in decision making concerning development in the area?

Answered: 70 Skipped: 6

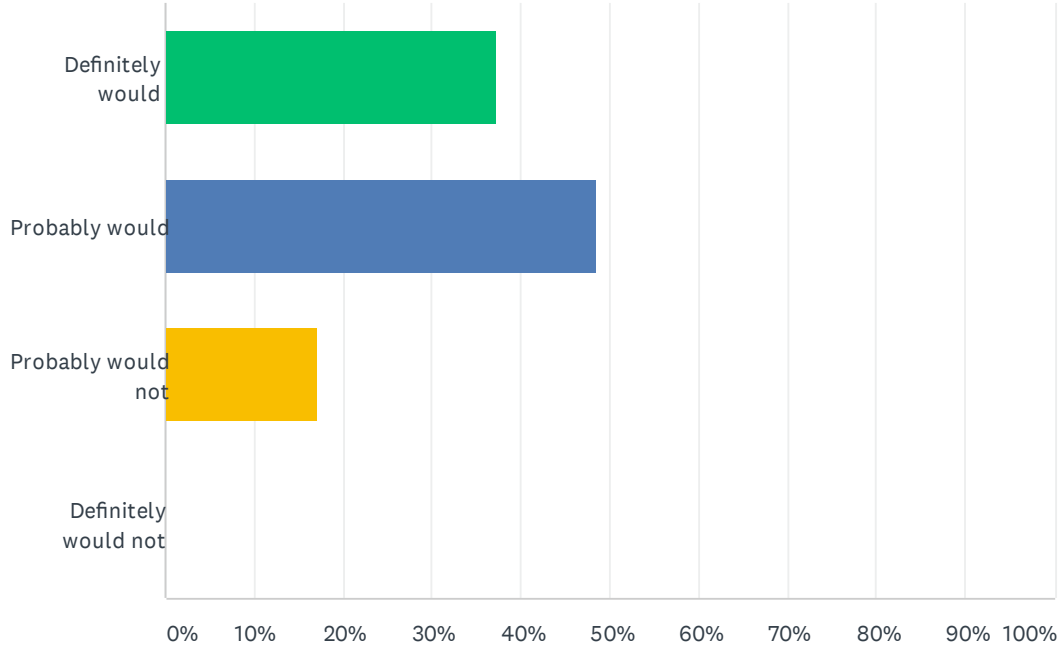

ANSWER CHOICES	RESPONSES	
Definitely would	37.14%	26
Probably would	48.57%	34
Probably would not	17.14%	12
Definitely would not	0.00%	0
Total Respondents: 70		

Q10 Are you concerned by the presence of self-catering accommodation within the Hoe Neighbourhood Area?

Answered: 70 Skipped: 6

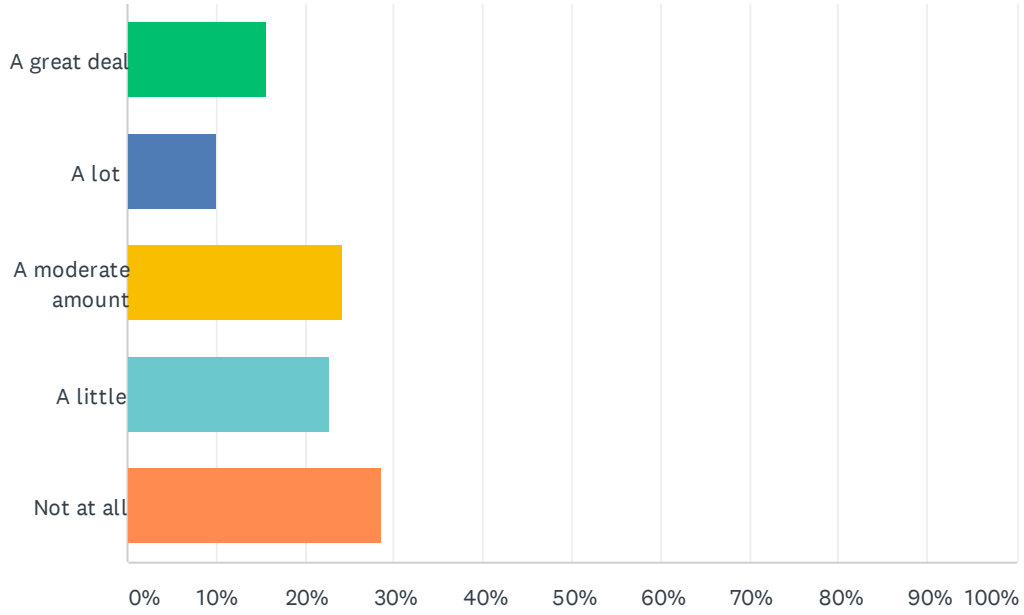

ANSWER CHOICES	RESPONSES	
A great deal	15.71%	11
A lot	10.00%	7
A moderate amount	24.29%	17
A little	22.86%	16
Not at all	28.57%	20
Total Respondents: 70		

Q11 Would you support specific regulation of hospitality accommodation providers in the Hoe Neighbourhood Area?

Answered: 70 Skipped: 6

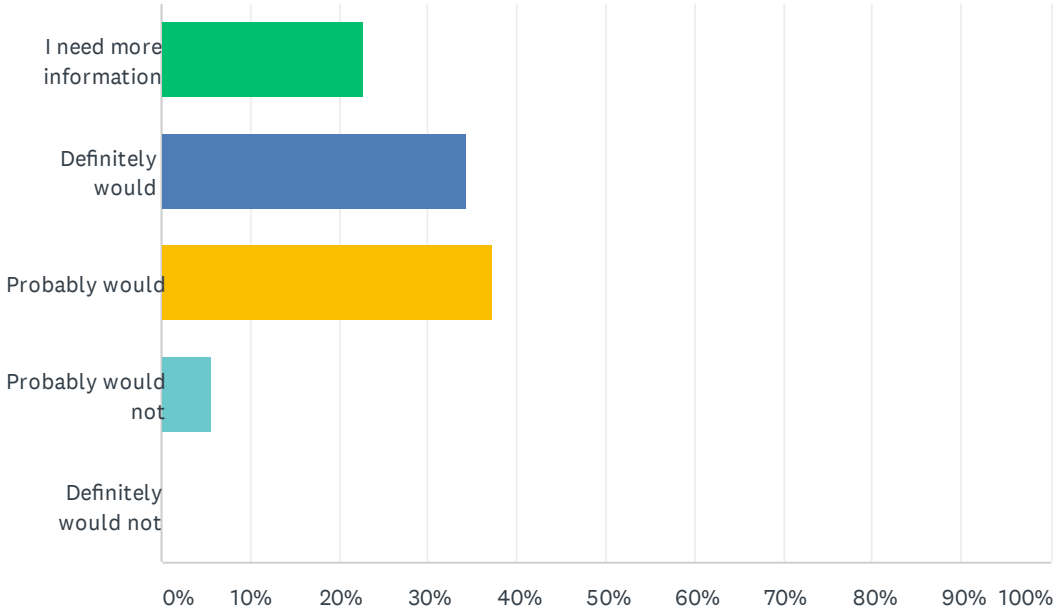

ANSWER CHOICES	RESPONSES	
I need more information	22.86%	16
Definitely would	34.29%	24
Probably would	37.14%	26
Probably would not	5.71%	4
Definitely would not	0.00%	0
TOTAL		70

Q12 Would you support the introduction of tools to monitor Airbnb and other self-catering provisions in the Hoe Neighbourhood Area?

Answered: 69 Skipped: 7

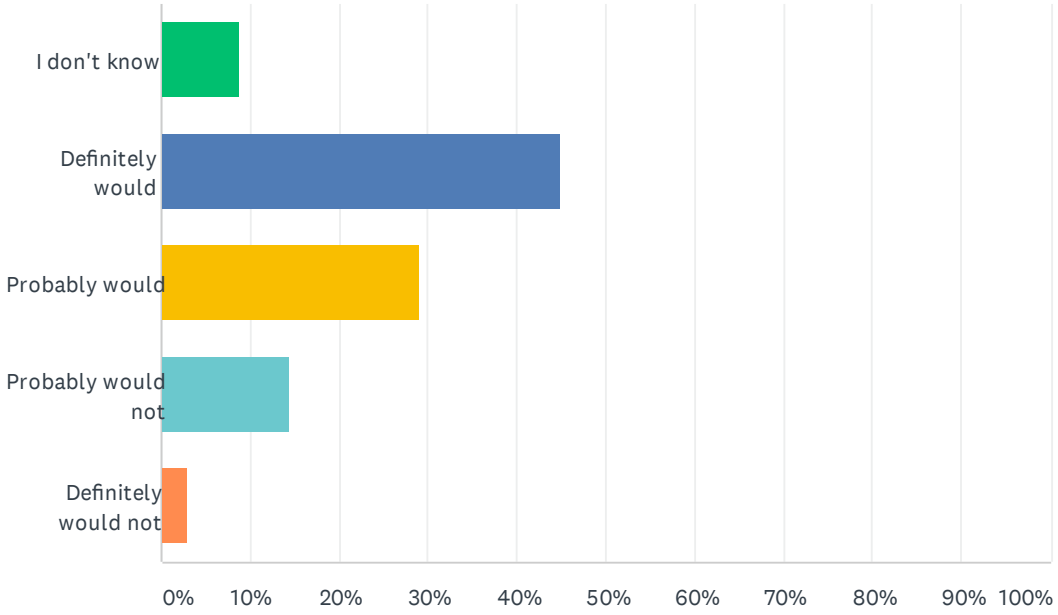

ANSWER CHOICES	RESPONSES	
I don't know	8.70%	6
Definitely would	44.93%	31
Probably would	28.99%	20
Probably would not	14.49%	10
Definitely would not	2.90%	2
TOTAL		69

Q1 How do you reach or travel around the Hoe Neighbourhood Area? (Tick all that apply)

Answered: 74 Skipped: 0

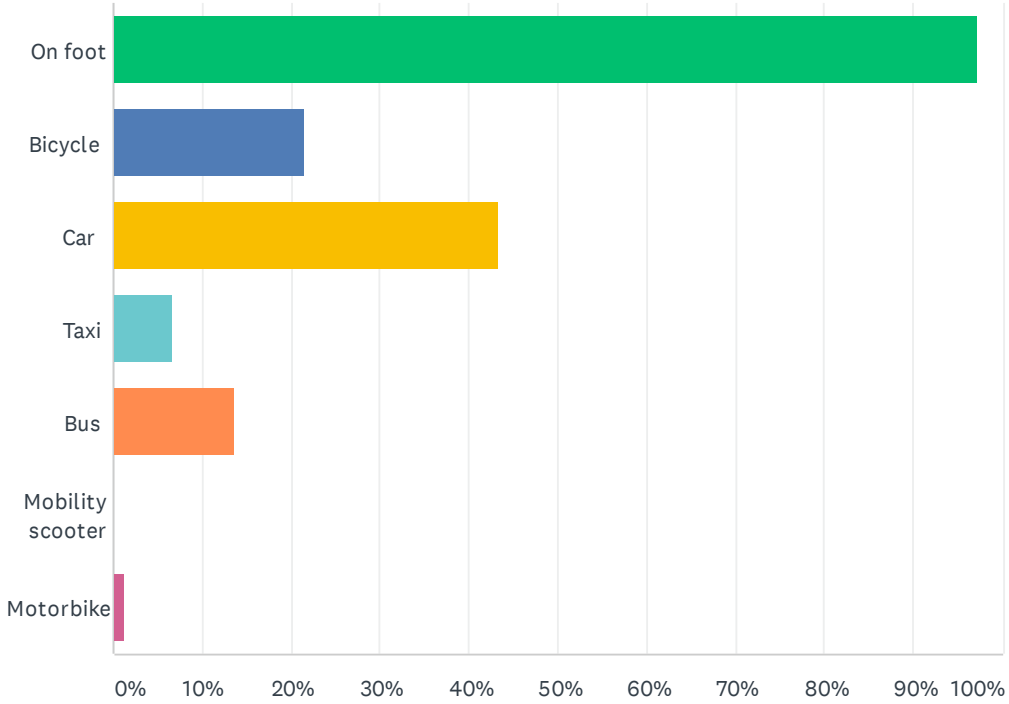

ANSWER CHOICES	RESPONSES	
On foot	97.30%	72
Bicycle	21.62%	16
Car	43.24%	32
Taxi	6.76%	5
Bus	13.51%	10
Mobility scooter	0.00%	0
Motorbike	1.35%	1
Total Respondents: 74		

Q2 Do you feel that the Hoe area adequately enables you to travel within and around it at present?

Answered: 73 Skipped: 1

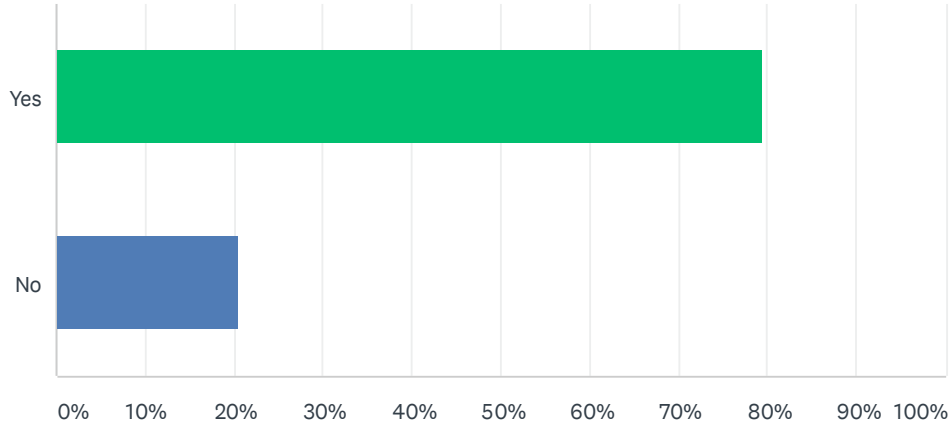

ANSWER CHOICES	RESPONSES	
Yes	79.45%	58
No	20.55%	15
Total Respondents: 73		

Q3 How important is sustainable and low-carbon transport to you in general?

Answered: 72 Skipped: 2

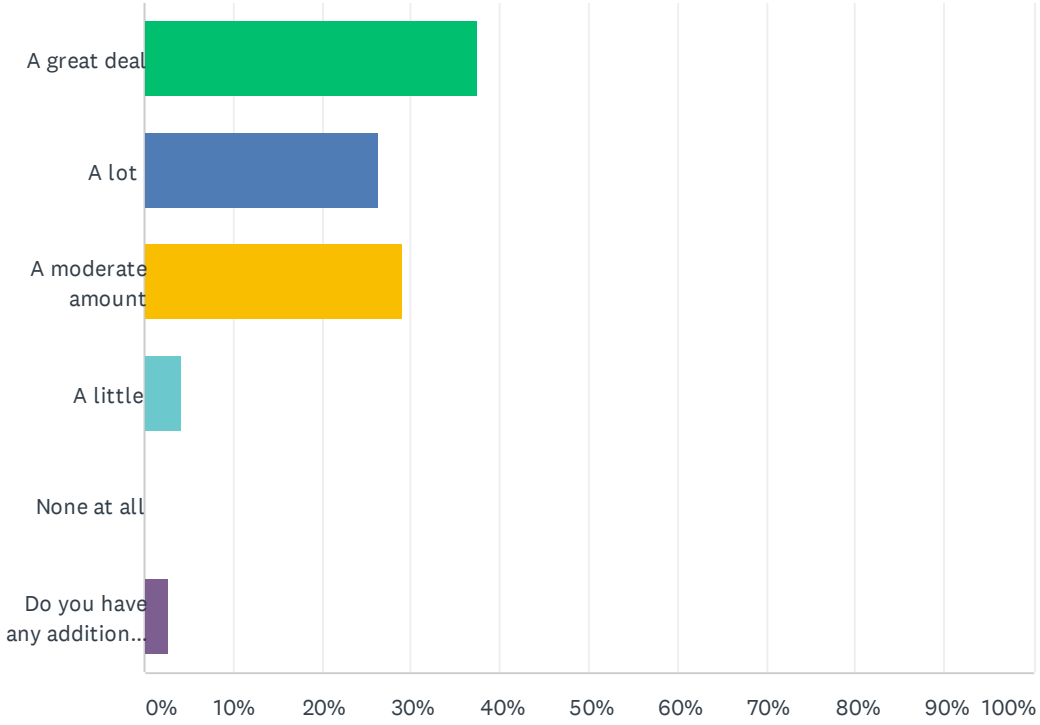

ANSWER CHOICES	RESPONSES	
A great deal	37.50%	27
A lot	26.39%	19
A moderate amount	29.17%	21
A little	4.17%	3
None at all	0.00%	0
Do you have any additional comments?	2.78%	2
TOTAL		72

Q4 Do you find transport and pedestrianisation in the Hoe area meets your access needs at present?

Answered: 73 Skipped: 1

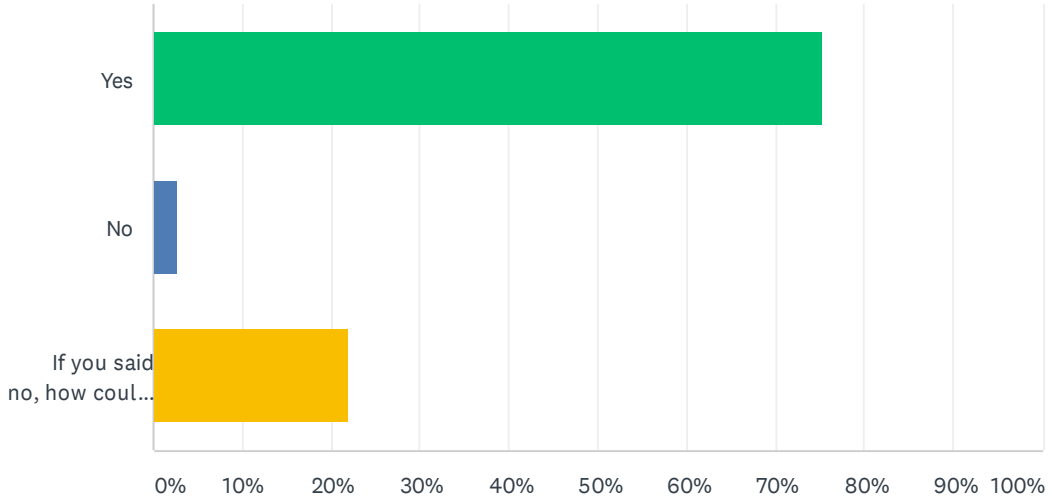

ANSWER CHOICES	RESPONSES	
Yes	75.34%	55
No	2.74%	2
If you said no, how could it be bettered?	21.92%	16
TOTAL		73

Q5 Would you support the introduction of electric vehicle charging points across the Hoe Neighbourhood Area?

Answered: 73 Skipped: 1

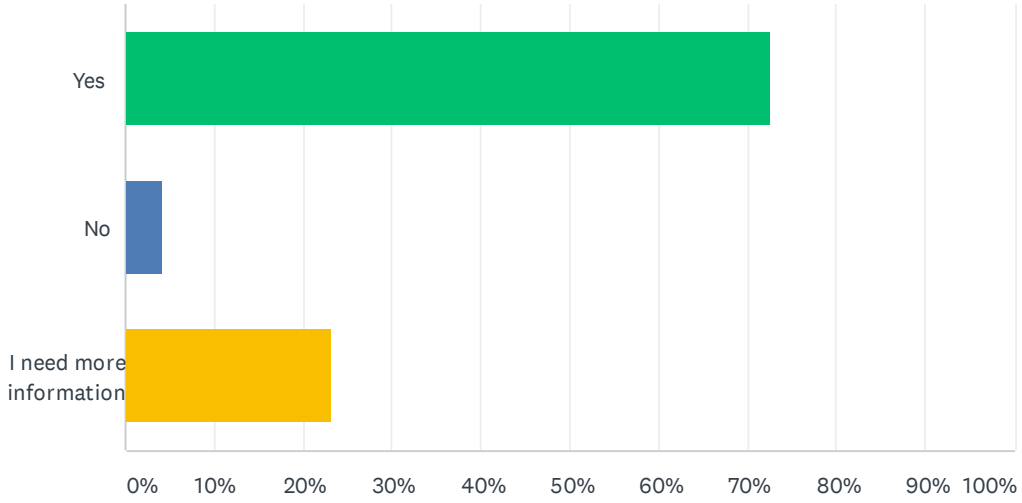

ANSWER CHOICES	RESPONSES	
Yes	72.60%	53
No	4.11%	3
I need more information	23.29%	17
TOTAL		73

Q6 On a scale from 1 (not at all adequate) to 5 (perfect) please rank how adequate you find car parking provisions within the Hoe Neighbourhood Area?

Answered: 72 Skipped: 2

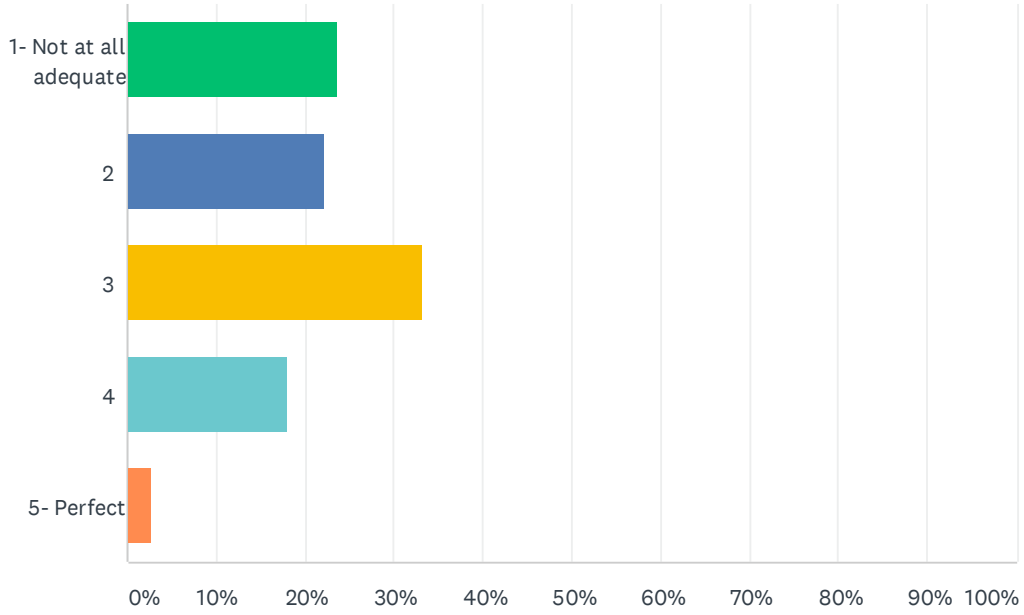

ANSWER CHOICES	RESPONSES	
1- Not at all adequate	23.61%	17
2	22.22%	16
3	33.33%	24
4	18.06%	13
5- Perfect	2.78%	2
Total Respondents: 72		

Q7 On a scale from 1 (not at all good) to 5 (perfect), how do you rate the current cycling lanes and infrastructure in the Hoe Neighbourhood Area?

Answered: 71 Skipped: 3

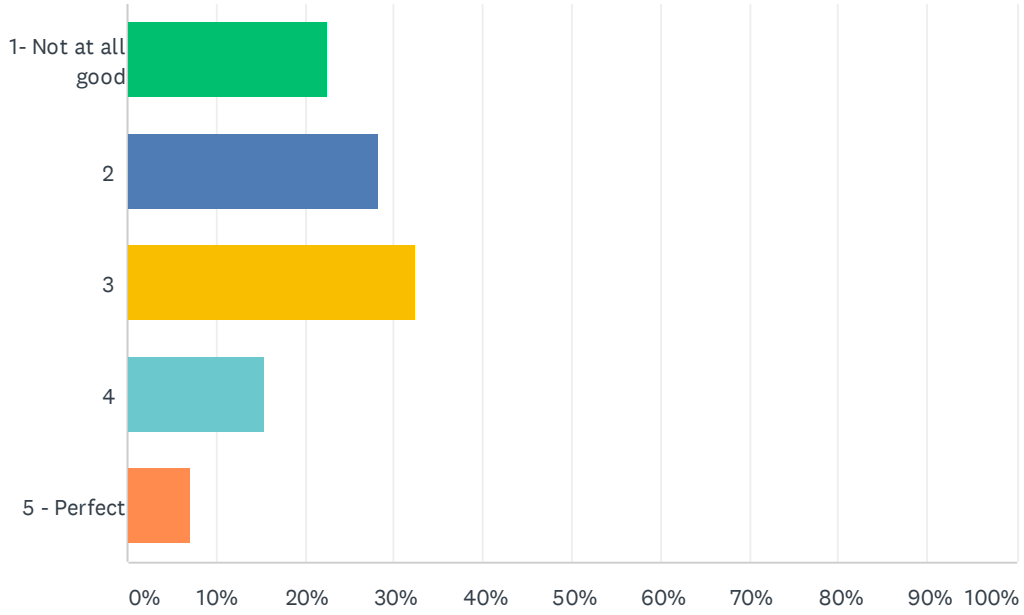

ANSWER CHOICES	RESPONSES	
1- Not at all good	22.54%	16
2	28.17%	20
3	32.39%	23
4	15.49%	11
5 - Perfect	7.04%	5
Total Respondents: 71		

Q8 Would you like to see more cycling provisions in the area? For example lockers, parking or public bike pumps?

Answered: 73 Skipped: 1

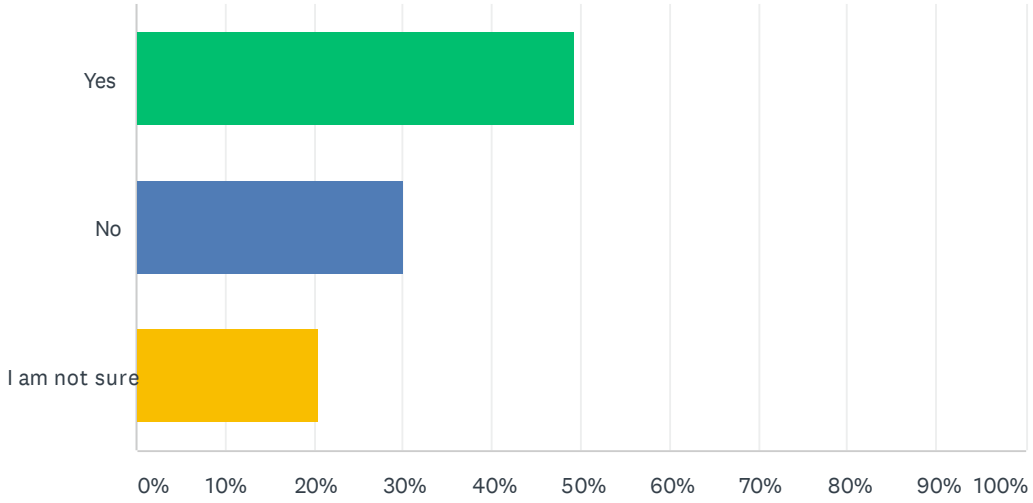

ANSWER CHOICES	RESPONSES	
Yes	49.32%	36
No	30.14%	22
I am not sure	20.55%	15
TOTAL		73

Q9 When walking in the HNA do you feel there are enough pedestrianised routes on your journey?

Answered: 73 Skipped: 1

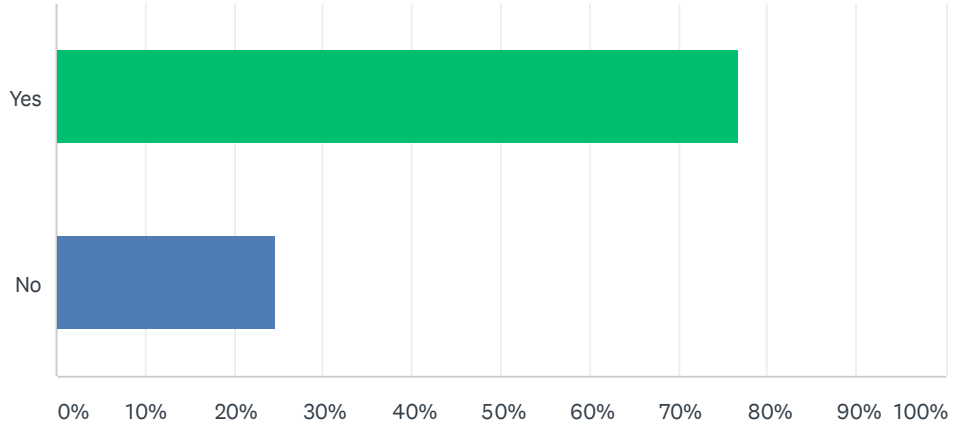

ANSWER CHOICES	RESPONSES	
Yes	76.71%	56
No	24.66%	18
Total Respondents: 73		

Q10 How good are the surfaces and pathways provided for walking in the Hoe Neighbourhood Area?

Answered: 72 Skipped: 2

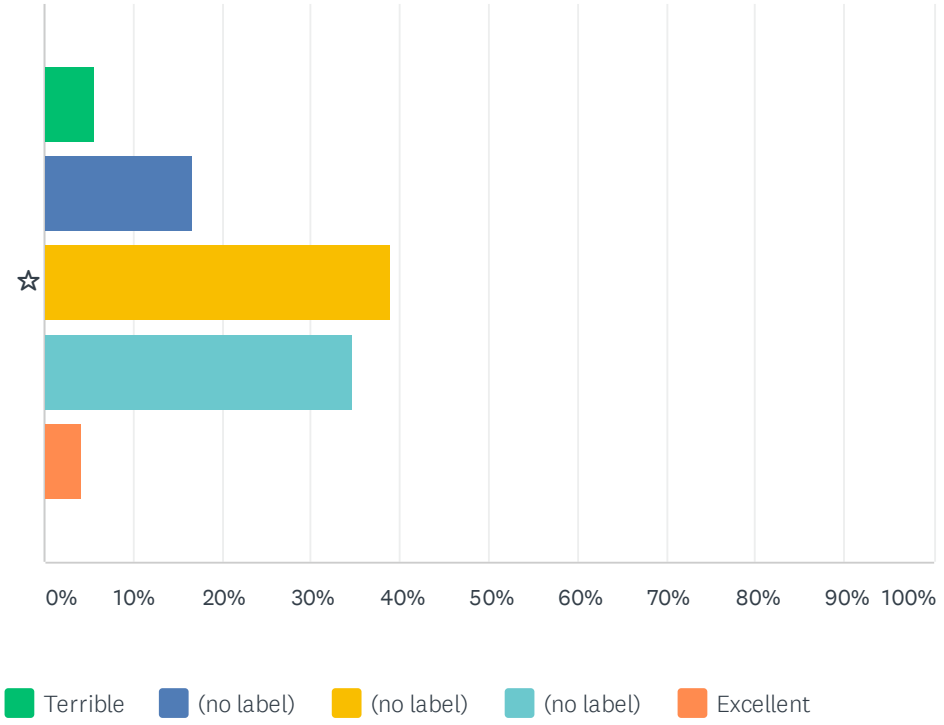

	TERRIBLE	(NO LABEL)	(NO LABEL)	(NO LABEL)	EXCELLENT	TOTAL	WEIGHTED AVERAGE
☆	5.56% 4	16.67% 12	38.89% 28	34.72% 25	4.17% 3	72	3.15

Q11 Do you have any other comments about how you travel around the Hoe?

Answered: 34 Skipped: 40

I'd like to have a car club on the Hoe. 6/4/2021 12:29 PM	View respondent's answers	Add tags
I would like to see more restriction on car usage in the area 5/30/2021 7:43 AM	View respondent's answers	Add tags
No 5/24/2021 10:35 AM	View respondent's answers	Add tags
Pavements are narrow and congested. Restaurant tables and chairs, and signs, lampposts, queues for icecream all block the walking areas. Electric points should be provided for the ice cream vans in order to stop them idling diesel engines all day. 5/23/2021 3:54 PM	View respondent's answers	Add tags

I usually walk other than driving to access outside areas where I need to use the car. I suspect that it is not very good for mobility vehicles.

5/22/2021 8:25 AM View respondent's answers Add tags

Too many vehicles parking on pavements, breaking paving slabs and obstructing pedestrians and wheelchair users. Night time particularly frustrating with cars, motorcylces and electric scooter abusers speeding along with excessive noise.

5/21/2021 3:39 PM View respondent's answers Add tags

i would not like to see any more cycling lanes on the hoe because they are dangerous towards pedestrians

5/21/2021 12:21 PM View respondent's answers Add tags

The pavements here are a real threat for Seniors, you have to watch your step constantly. They are generally bad in the majority of this area.

5/21/2021 11:54 AM View respondent's answers Add tags

The traffic is too fast everywhere on the Hoe - Citadel Road is used as a shortcut rat run and it is a nightmare for visitors and residents getting in and out of parked cars - especially with children and dogs - the traffic just needs to be calmed right down to a more sensible speed with severe penalties

5/21/2021 9:36 AM View respondent's answers Add tags

The footpath running from the Pavillions end of West Hoe Road around to the Waterfront are dire! They certainly don't generate a good impression, neither do the boy racers using the roads as a circuit track! I feel sorry for anyone staying in The Duke of Cornwall (when opened again). Maybe have a traffic light system along the road or more severe sleeping policemen. With all the new builds along West Hoe Road, many of the new residents park along the road instead of their own allotted parking. I'd love to see a more organised parking permit system in place. I work long hours and did so all through lock down, coming home to find no parking close to our home was disheartening. Space for parking some of the bikes that are appearing - motorbikes, e-bikes and pedal bikes.

5/20/2021 1:15 PM View respondent's answers Add tags

The Hoe does not need more clutter. Most streets are narrow and non-residents should be provided with better electric public transport from parking provisions outside the area. Coxside is an underused area that could have more parking with, perhaps, a ferry down the Plym to the Hoe or electric bus to the centre.

Development should not be allowed at the expense of public parking spaces

5/20/2021 11:19 AM View respondent's answers Add tags

no

5/20/2021 10:49 AM View respondent's answers Add tags

Not at this time

5/20/2021 10:40 AM View respondent's answers Add tags

Pavements very uneven and dangerous in places

5/20/2021 10:30 AM View respondent's answers Add tags

Pedestrianise the entire area.

5/20/2021 9:05 AM View respondent's answers Add tags

We cycle to the station every day and although the new cycle access along Armada Way is a great improvement, it would be great to have a cycle lane connecting Citadel Road to Armada Way (opposite the Crown Plaza where the pavement is very wide). It would be good to have electric charging points for icecream vans which currently spoil the area with loud engines running all day, toxic exhaust and unnecessary carbon emissions.

5/20/2021 6:05 AM View respondent's answers Add tags

Hoe road needs to be reduced to a 20 mph speed limit and cyclists should be actively dissuaded from using the pavement. During the summer motor vehicles other than buses should be prohibited from 9am to 9pm.

5/20/2021 5:36 AM View respondent's answers Add tags

I filled this in before and it's been rejected

5/19/2021 4:36 PM View respondent's answers Add tags

Forgot to mention ferries - we use the ones that are available. In addition a frequent water taxi would be great.

5/19/2021 4:23 PM View respondent's answers Add tags

If more roads were pedestrianised, people would feel more confident about using bikes. Wheelchair and pushchair access is very poor, especially in the Hoe park. The forum should look into Living Streets as a way of calming traffic - there are boy racers zooming around the waterfront, which is dangerous and noisy.

5/19/2021 4:23 PM View respondent's answers Add tags

Greater speed restrictions and monitoring are essential; especially along West Hoe where cars and motorcycles use the stretch by The Waterfront pub to Rusty Anchor asa drag strip.

5/19/2021 4:13 PM View respondent's answers Add tags

The lights/crossing at the junction of Lockyer Street and Notte Street would benefit from cameras. At least once a week I witness a car turning right onto Notte Street where there is no right turn. Maybe a new sign would help with this, the one there is very faded. ?? Also, going through a red light to turn into Lockyer Street is a regular occurrence. Lost count of the times I have had to stop in the middle of the road to let a vehicle pass.

5/19/2021 11:52 PM View respondent's answers Add tags

no

5/19/2021 11:38 PM View respondent's answers Add tags

Always on foot or by bike :)

5/19/2021 10:00 PM View respondent's answers Add tags

The front is often very crowded and difficult to get round. It would help if it was pedestrianised - could allow much better access to restaurants, sea front and maybe stalls etc if there were no cars.

5/19/2021 7:37 PM View respondent's answers Add tags

We would like our next vehicle to be electric, so charging infrastructure will be important.

5/19/2021 7:15 PM View respondent's answers Add tags

No

5/19/2021 6:03 PM View respondent's answers Add tags

Don’t always feel safe walking through the park or up and around the promenade areas

5/19/2021 5:37 PM View respondent's answers Add tags

Parking would be improved a little if permit issuing was better controlled

5/19/2021 5:23 PM View respondent's answers Add tags

Cyclists are generally guilty of riding too fast

5/19/2021 5:21 PM View respondent's answers Add tags

The roads and walkways are in a shocking state

5/19/2021 5:10 PM View respondent's answers Add tags

Feel there should be cctv around the hoe and foreshore to tackle anti social behaviour that I feel is escalating in the area

5/19/2021 4:45 PM View respondent's answers Add tags

Q1 How important to you is the protection and preservation of the Hoe Neighbourhood Area's unique and diverse heritage?

Answered: 83 Skipped: 0

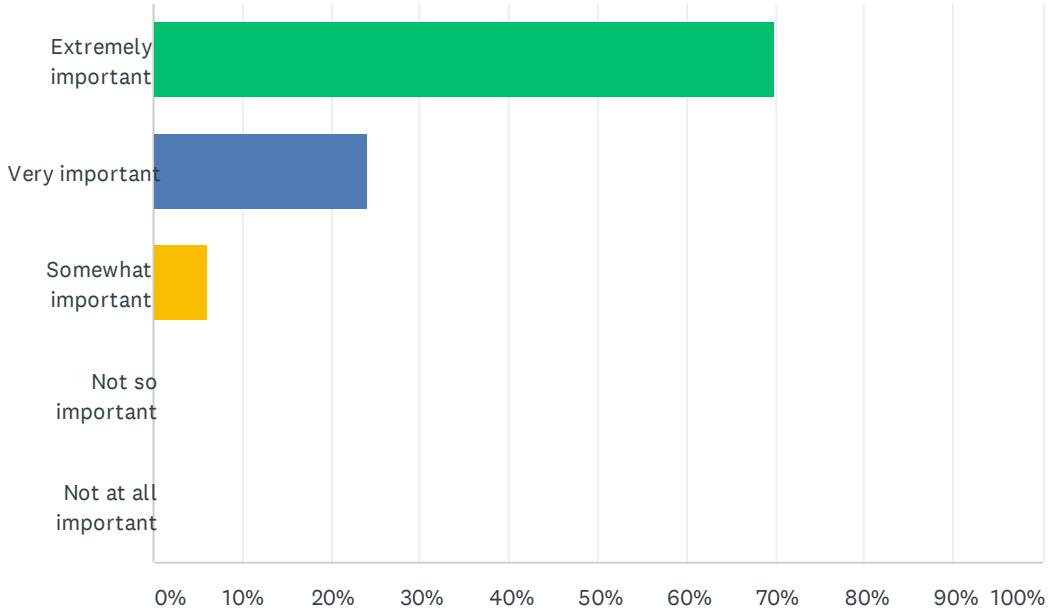

ANSWER CHOICES	RESPONSES	
Extremely important	69.88%	58
Very important	24.10%	20
Somewhat important	6.02%	5
Not so important	0.00%	0
Not at all important	0.00%	0
Total Respondents: 83		

Q2 Would you be supportive of a locally designated heritage list of buildings and aspects of the Hoe Neighbourhood Area which aren't currently recognised as historic assets?

Answered: 82 Skipped: 1

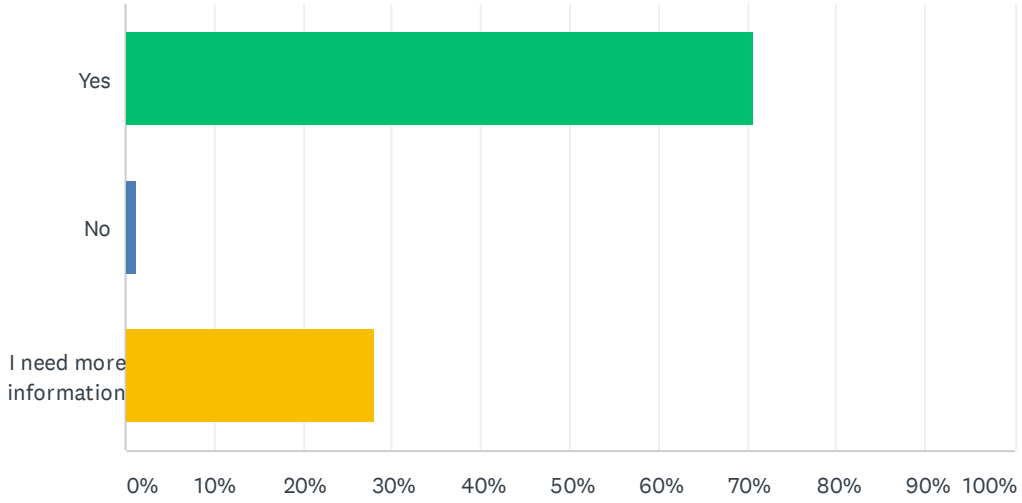

ANSWER CHOICES	RESPONSES	
Yes	70.73%	58
No	1.22%	1
I need more information	28.05%	23
TOTAL		82

Q3 How much of a contribution to the character of the area do the existing historic materials and surfaces- such as cobbles, stonework or ironmongery- make?

Answered: 80 Skipped: 3

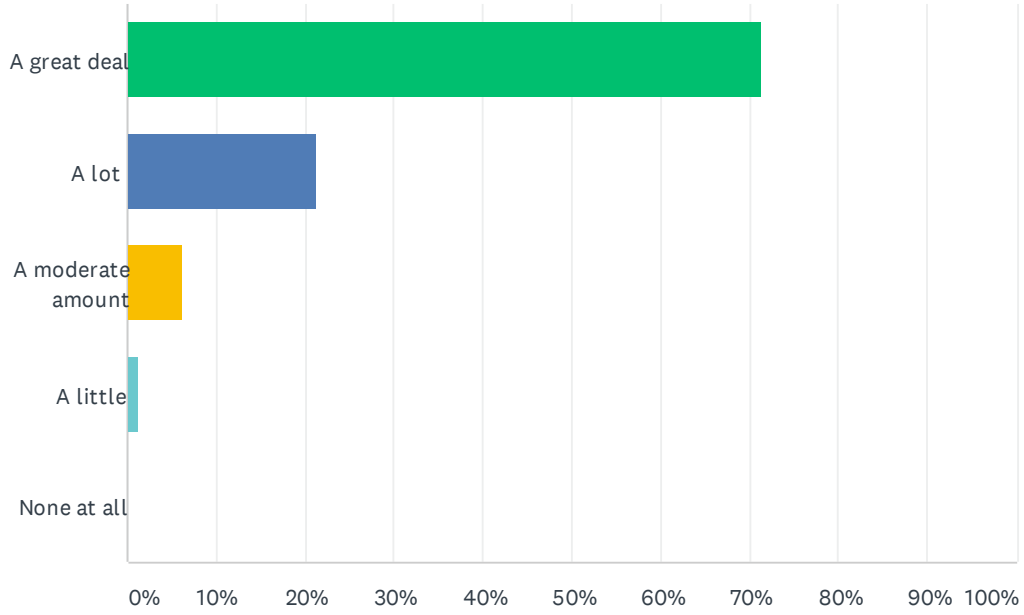

ANSWER CHOICES	RESPONSES	
A great deal	71.25%	57
A lot	21.25%	17
A moderate amount	6.25%	5
A little	1.25%	1
None at all	0.00%	0
Total Respondents: 80		

Q4 How important to you is the promotion and protection of those historic surfaces?

Answered: 81 Skipped: 2

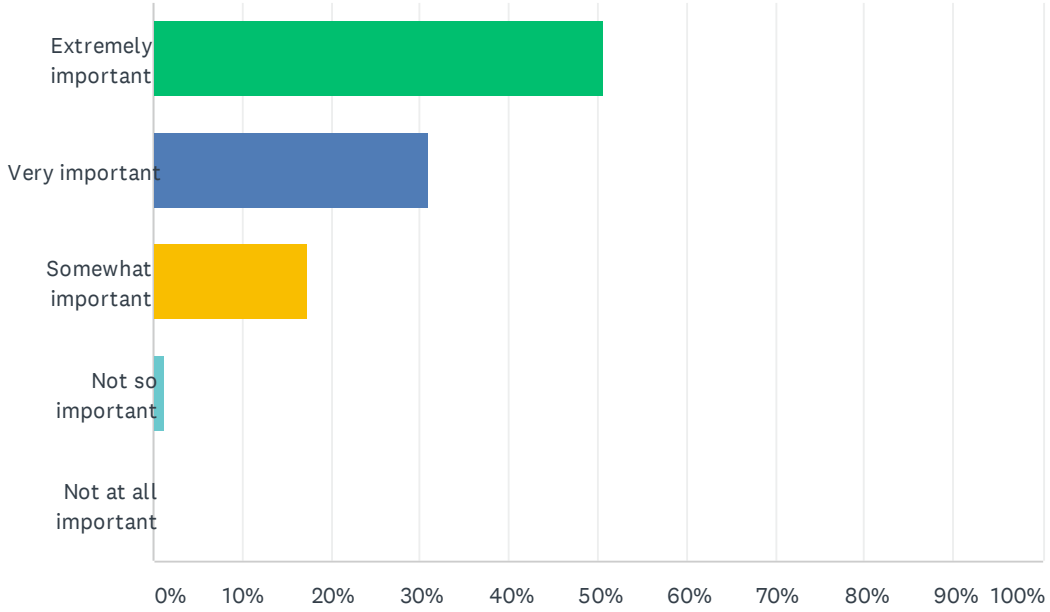

ANSWER CHOICES	RESPONSES	
Extremely important	50.62%	41
Very important	30.86%	25
Somewhat important	17.28%	14
Not so important	1.23%	1
Not at all important	0.00%	0
Total Respondents: 81		

Q5 How important to you is the protection of viewpoints and perspectives of the Hoe from areas within the Hoe Neighbourhood Area and the rest of the city?

Answered: 81 Skipped: 2

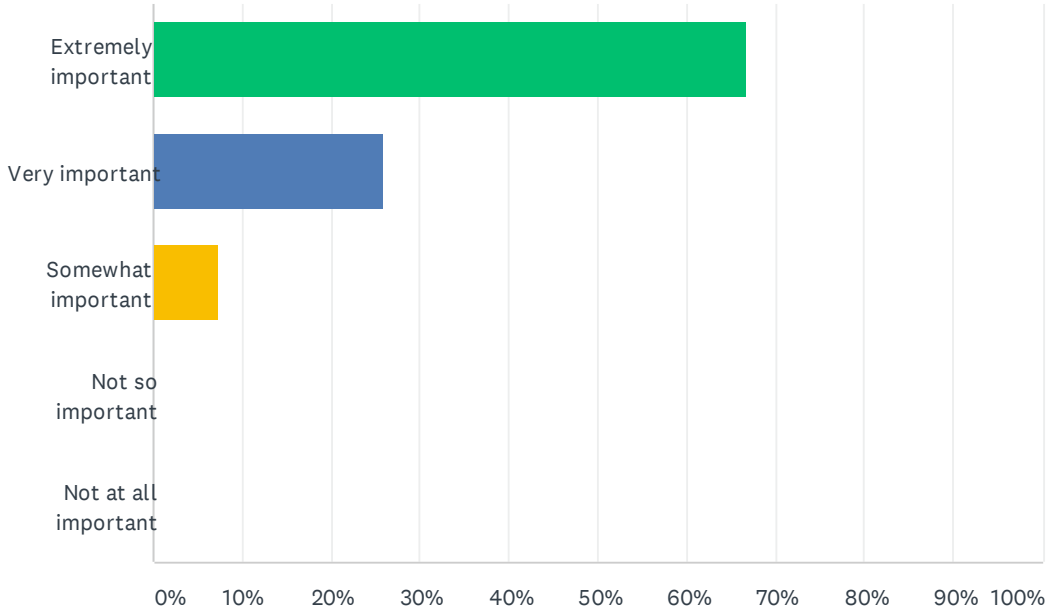

ANSWER CHOICES	RESPONSES	
Extremely important	66.67%	54
Very important	25.93%	21
Somewhat important	7.41%	6
Not so important	0.00%	0
Not at all important	0.00%	0
Total Respondents: 81		

Q6 Do you agree or disagree that residents and local people should be consulted on developments which may impact the views and perspectives towards the Hoe and the Waterfront?

Answered: 81 Skipped: 2

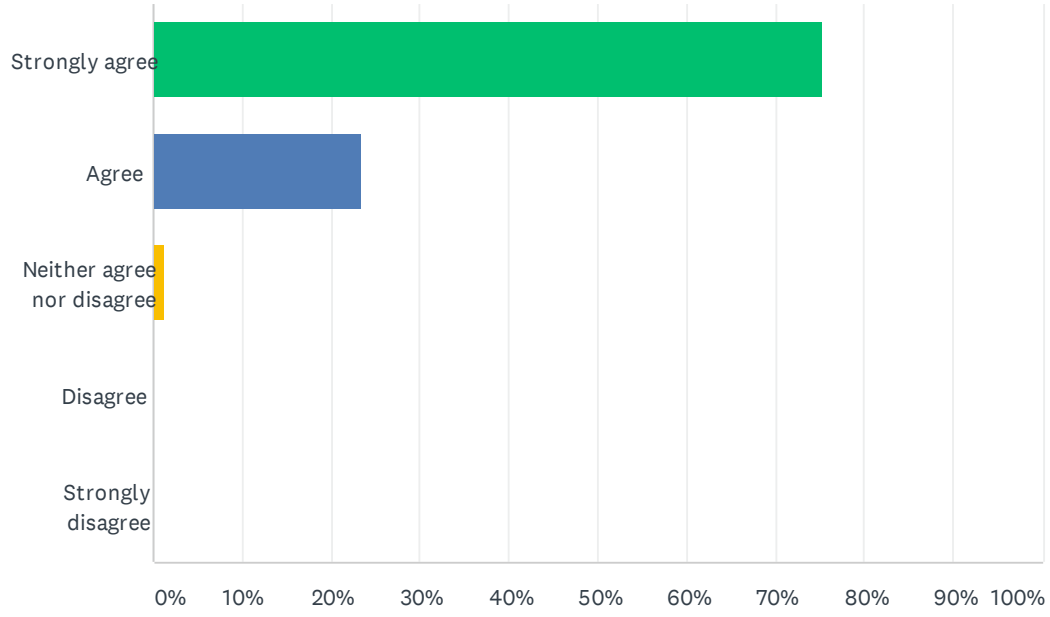

ANSWER CHOICES	RESPONSES	
Strongly agree	75.31%	61
Agree	23.46%	19
Neither agree nor disagree	1.23%	1
Disagree	0.00%	0
Strongly disagree	0.00%	0
TOTAL		81

Q7 Would you agree with the introduction of design codes to protect the Hoe Neighbourhood Area's visual heritage? (Some examples could be: a designated colour palette, particular types of window frames, or the placement of tv aerials)

Answered: 81 Skipped: 2

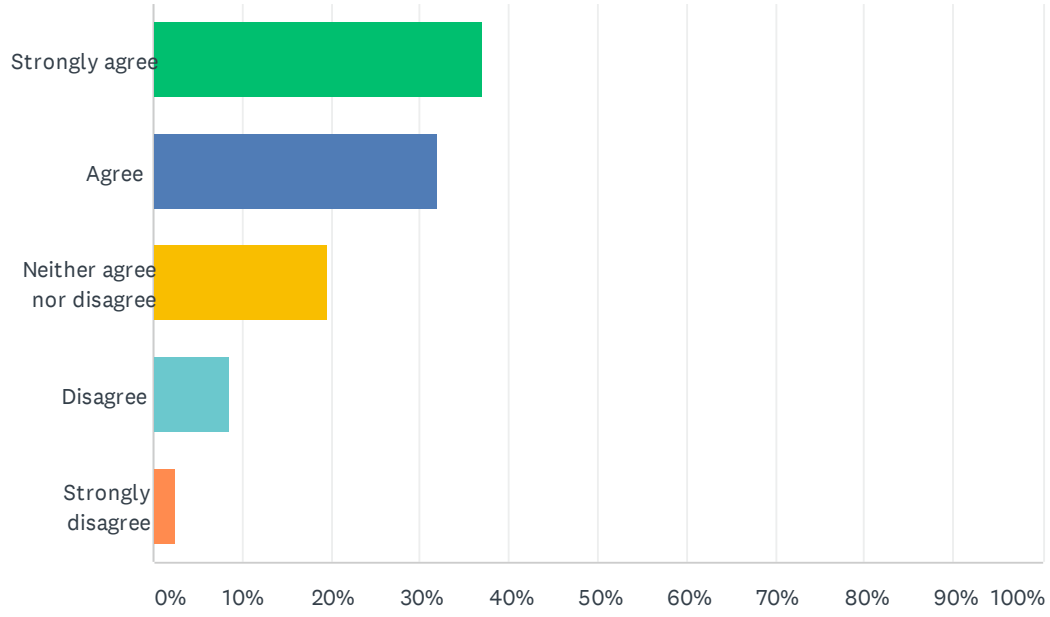

ANSWER CHOICES	RESPONSES	
Strongly agree	37.04%	30
Agree	32.10%	26
Neither agree nor disagree	19.75%	16
Disagree	8.64%	7
Strongly disagree	2.47%	2
TOTAL		81

Q8 How important to you is the involvement of the local community in matters concerning conservation and protection of heritage assets in the Hoe Neighbourhood Area?

Answered: 80 Skipped: 3

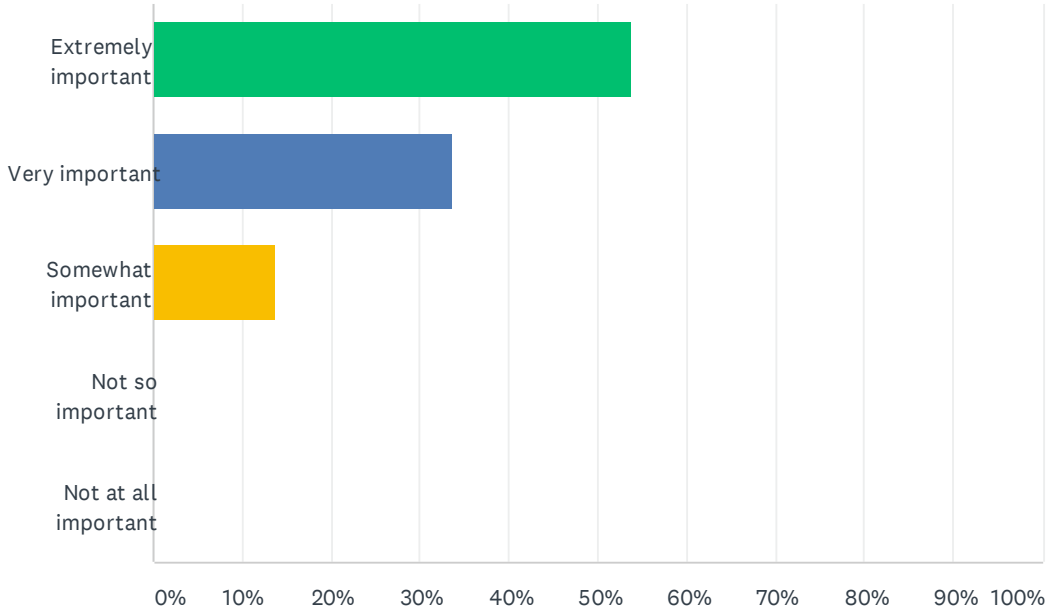

ANSWER CHOICES	RESPONSES	
Extremely important	53.75%	43
Very important	33.75%	27
Somewhat important	13.75%	11
Not so important	0.00%	0
Not at all important	0.00%	0
Total Respondents: 80		

Q1 On a scale of 1-5 (1 being terrible and 5 being excellent) how would you rate the current provision for tourism in the Hoe Neighbourhood Area?

Answered: 49 Skipped: 0

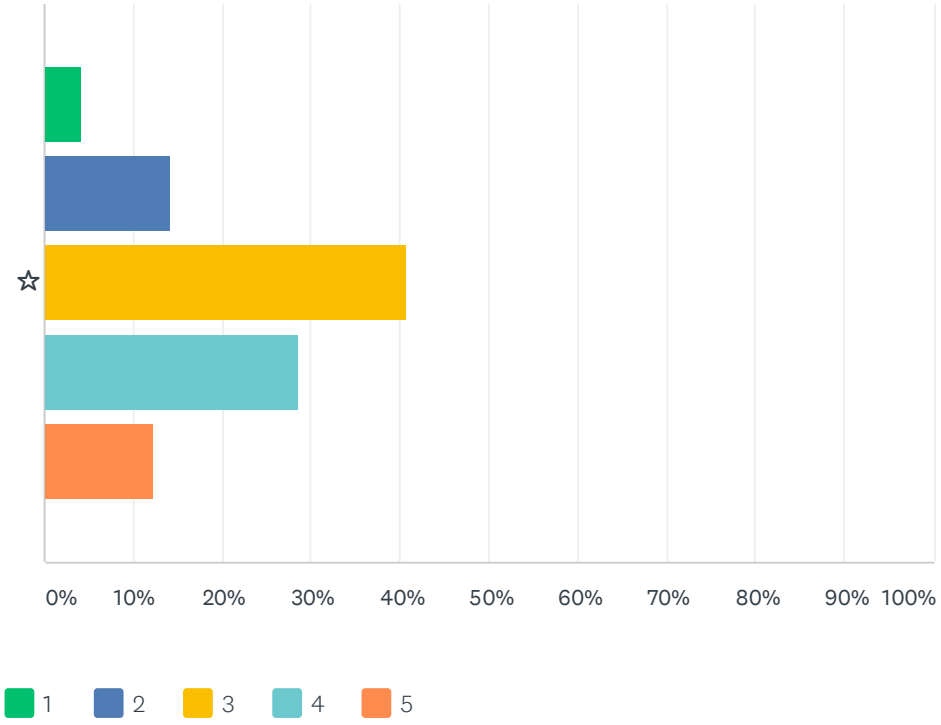

	1	2	3	4	5	TOTAL	WEIGHTED AVERAGE
☆	4.08% 2	14.29% 7	40.82% 20	28.57% 14	12.24% 6	49	3.31

Q2 On a scale of 1-5 (1 being terrible and 5 being excellent) how would you rate the current tourist accommodation in the Hoe Neighbourhood Area?

Answered: 49 Skipped: 0

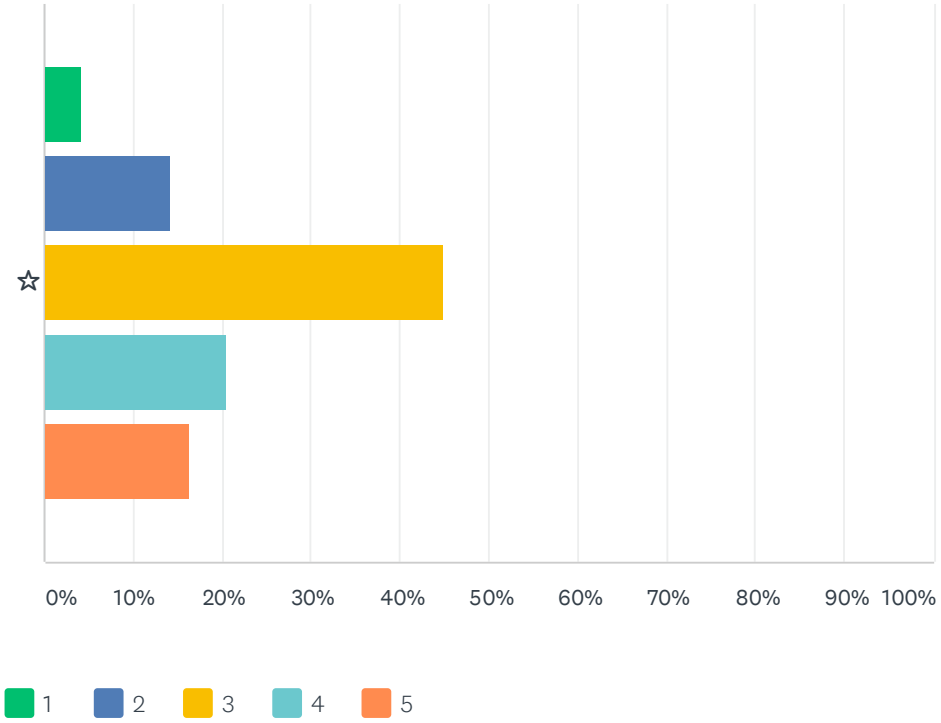

	1	2	3	4	5	TOTAL	WEIGHTED AVERAGE
☆	4.08% 2	14.29% 7	44.90% 22	20.41% 10	16.33% 8	49	3.31

Q3 Would you support more tourist activities and experiences that are unique to the Hoe Neighbourhood Area?

Answered: 47 Skipped: 2

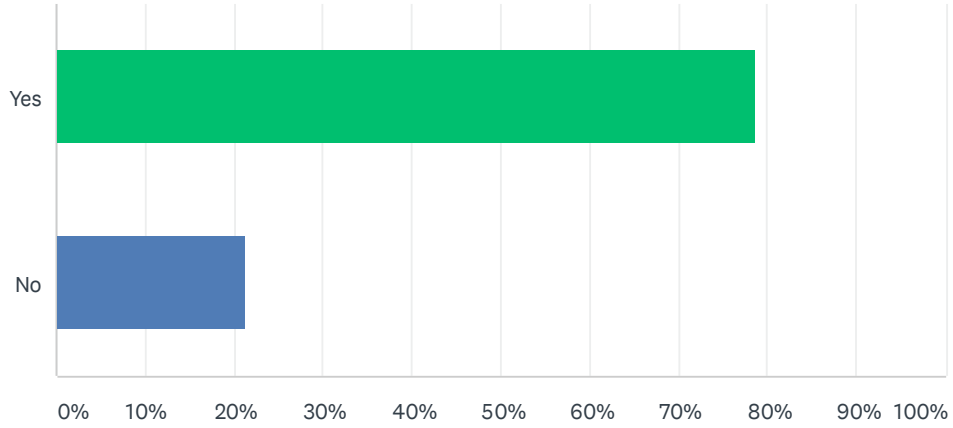

ANSWER CHOICES	RESPONSES	
Yes	78.72%	37
No	21.28%	10
TOTAL		47

Q4 How important is it to you that accommodation and hospitality in the Hoe Neighbourhood Area is run by local people, in an independent capacity?

Answered: 48 Skipped: 1

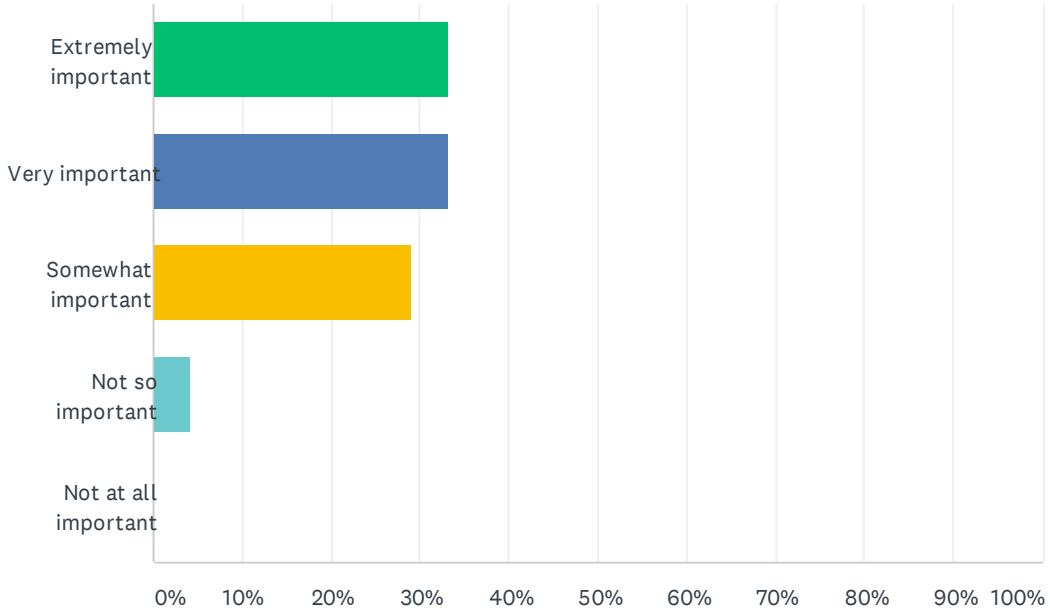

ANSWER CHOICES	RESPONSES	
Extremely important	33.33%	16
Very important	33.33%	16
Somewhat important	29.17%	14
Not so important	4.17%	2
Not at all important	0.00%	0
TOTAL		48

Q5 How do you rate on a scale of 1-5 (1 being terrible and 5 being excellent) the current hospitality and leisure offerings in the Hoe Neighbourhood Area?

Answered: 48 Skipped: 1

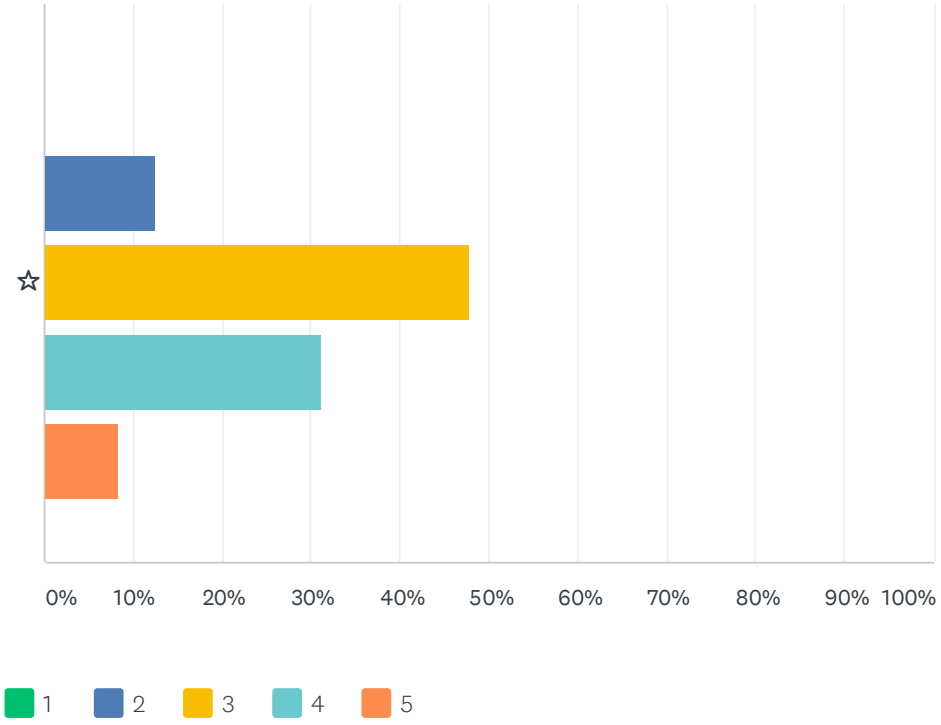

	1	2	3	4	5	TOTAL	WEIGHTED AVERAGE
☆	0.00% 0	12.50% 6	47.92% 23	31.25% 15	8.33% 4	48	3.35

Q6 Would you support community-led business in the area?

Answered: 48 Skipped: 1

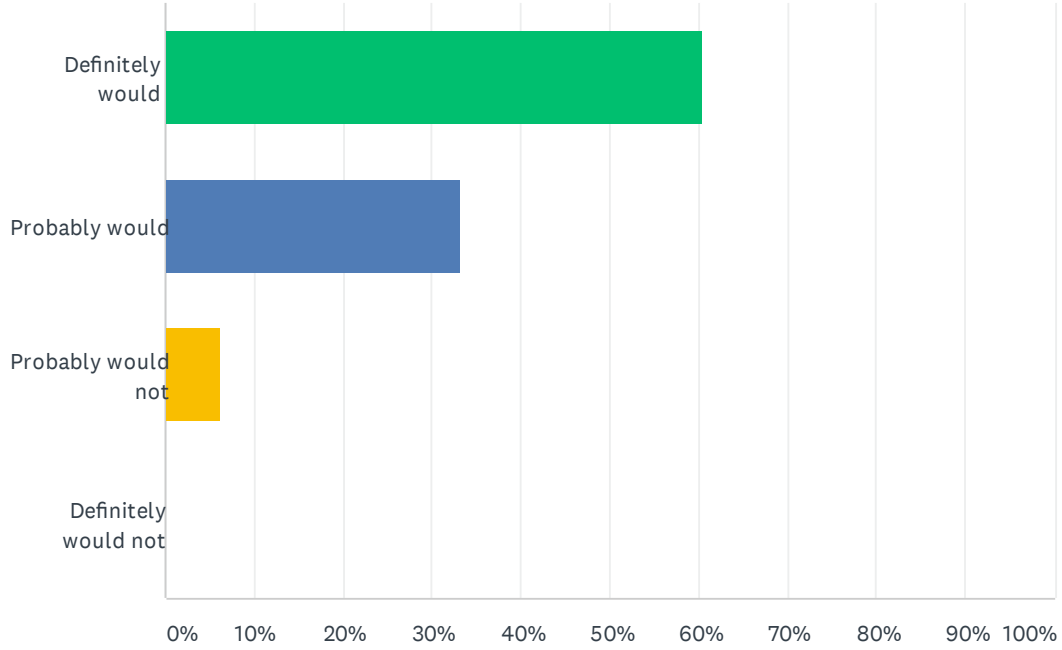

ANSWER CHOICES	RESPONSES	
Definitely would	60.42%	29
Probably would	33.33%	16
Probably would not	6.25%	3
Definitely would not	0.00%	0
TOTAL		48

Q7 How important to you is access to the Hoe foreshore area?

Answered: 48 Skipped: 1

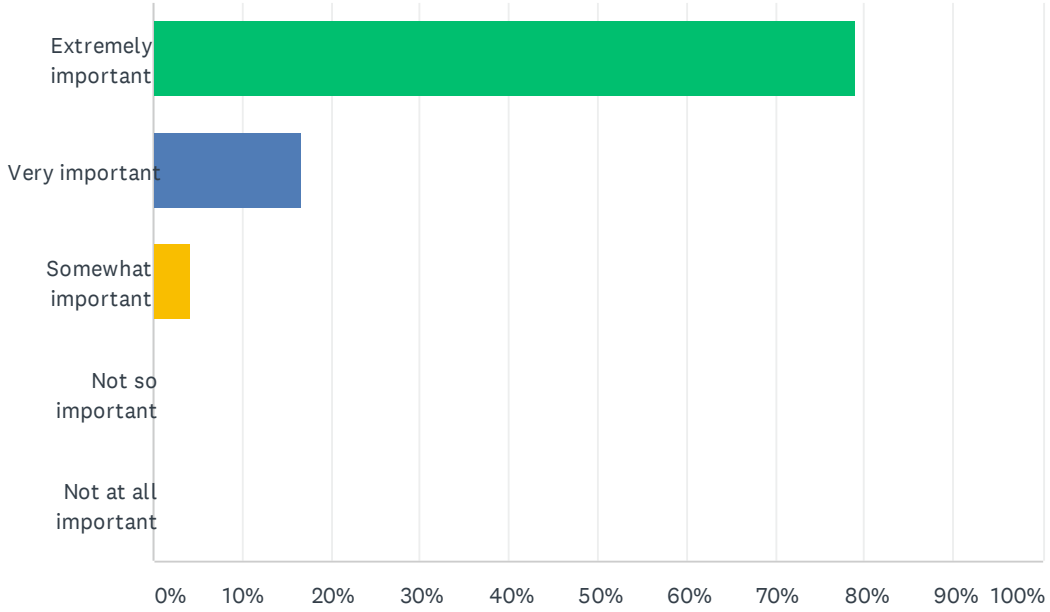

ANSWER CHOICES	RESPONSES	
Extremely important	79.17%	38
Very important	16.67%	8
Somewhat important	4.17%	2
Not so important	0.00%	0
Not at all important	0.00%	0
TOTAL		48

Q8 How would you rate current access to the Hoe foreshore area? (1 being terrible and 5 being excellent)

Answered: 48 Skipped: 1

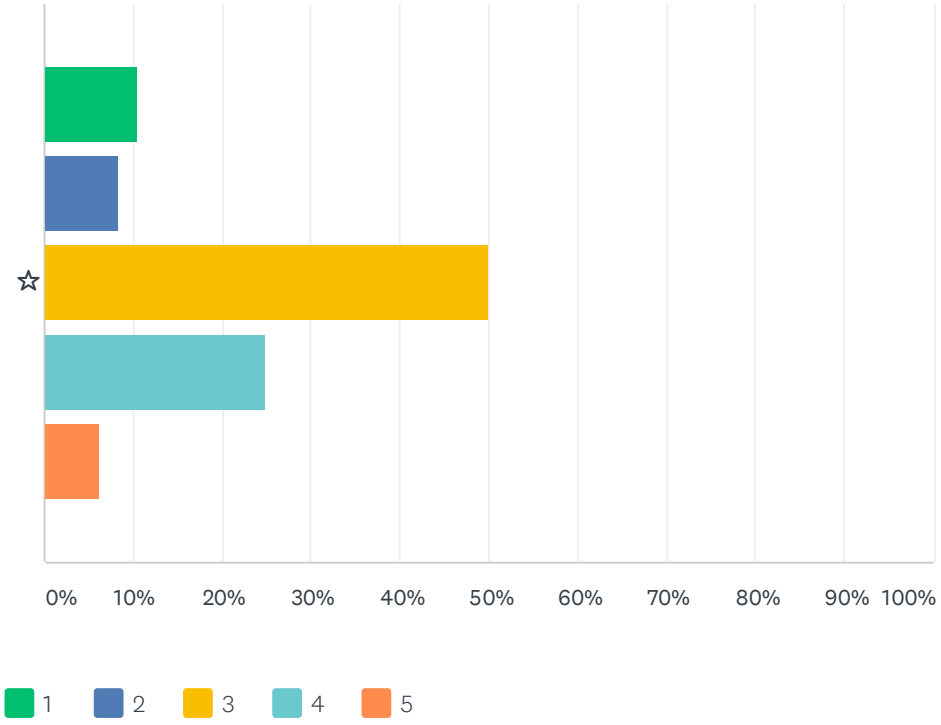

	1	2	3	4	5	TOTAL	WEIGHTED AVERAGE
☆	10.42% 5	8.33% 4	50.00% 24	25.00% 12	6.25% 3	48	3.08

Q9 How important to you is Plymouth's status as a National Marine Park? (For more information on the National Marine Park initiative see here)

Answered: 48 Skipped: 1

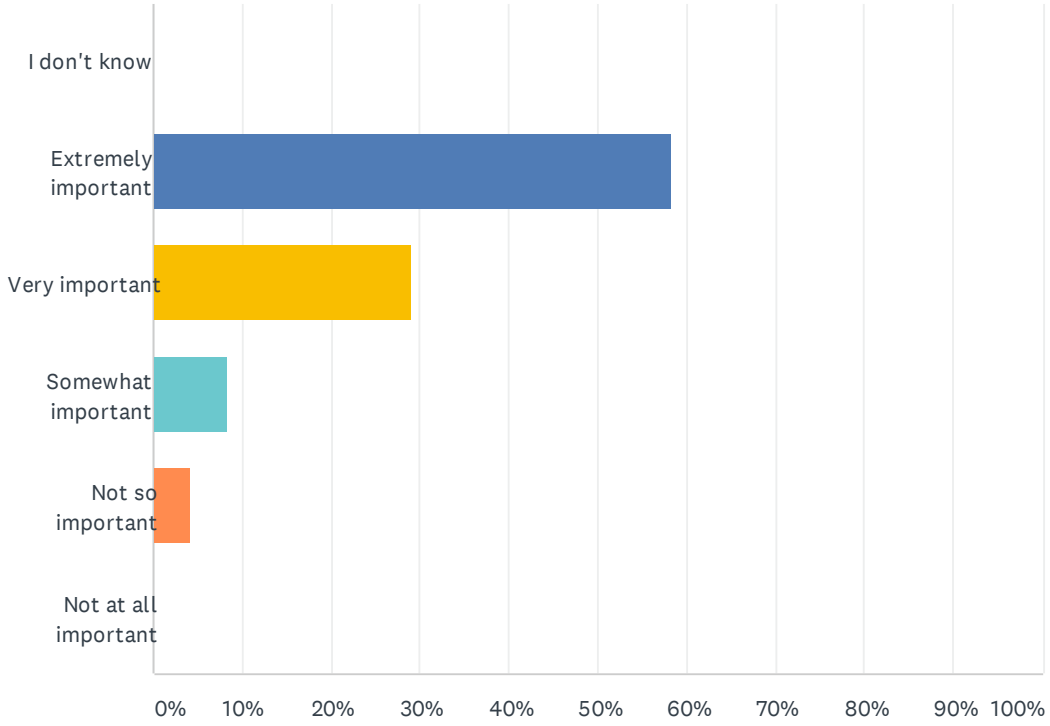

ANSWER CHOICES	RESPONSES	
I don't know	0.00%	0
Extremely important	58.33%	28
Very important	29.17%	14
Somewhat important	8.33%	4
Not so important	4.17%	2
Not at all important	0.00%	0
TOTAL		48

Q10 Would you support the Hoe Area becoming the predominant area for National Marine Park engagement and education facilities in the UK?

Answered: 48 Skipped: 1

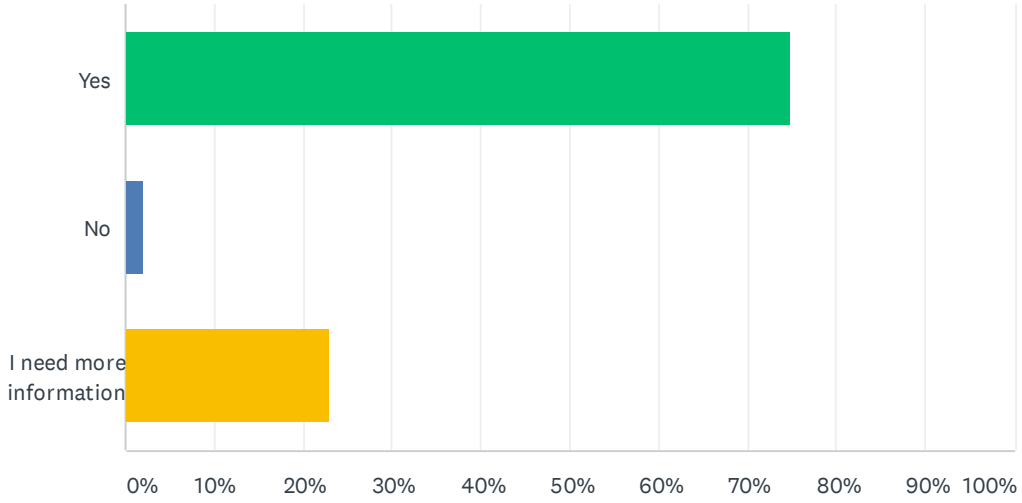

ANSWER CHOICES	RESPONSES	
Yes	75.00%	36
No	2.08%	1
I need more information	22.92%	11
TOTAL		48